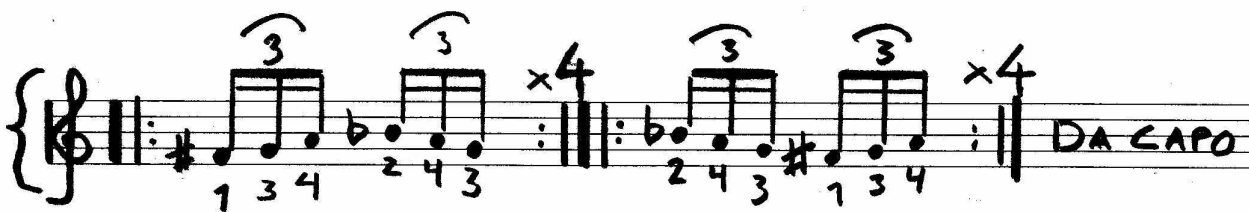


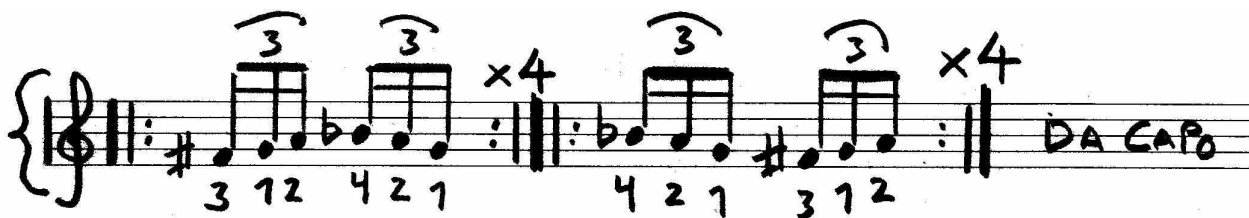
Play with Fire


This etude is an excellent "warming up"-exercise that is suitable to start the day! The etude begins soft, as if it had just lit a spark. It gradually increasing intensity and when the fire is a fact, music has reached the "Paul Smadbeck"-passages (which is a greeting to him and his *Etude no.1*). The end of the etude is a real firework.


Play with Fire can also be played as an encore piece.

“Play with Fire” exercises

1 {  **DA CAPO**

2 {  **DA CAPO**

3 { 



“Play with Fire” exercises

4

Exercise 4 consists of two systems of piano and guitar notation. The piano part (left) features a series of eighth-note triplets in the right hand and single notes in the left hand, with a key signature of one flat. The guitar part (right) features a series of eighth-note triplets in the right hand and single notes in the left hand, with a key signature of one flat. The second system includes a "DA LAPO" instruction in the guitar part.

5

Exercise 5 consists of two systems of piano and guitar notation. The piano part (left) features a series of eighth-note triplets in the right hand and single notes in the left hand, with a key signature of one flat. The guitar part (right) features a series of eighth-note triplets in the right hand and single notes in the left hand, with a key signature of one flat. The second system includes a "DA LAPO" instruction in the guitar part.

6

Now play the etude “Play with Fire”

"Play with Fire" impossible exercises

7

FAST AS POSSIBLE

1.

2.

ALL TO "FAST AS IMPOSSIBLE"...

REPEAT X TIMES

8

6

1 3 4 2 4 3

SIMILE...

exercise no 8 continues on next page

continue - exercise no 8

3 1 2 4 2 1 SIMILE ...

3 1 2 4 2 1

2 4 3 2 3 4 SIMILE ...

2 4 3 1 3 2

4 2 1 3 1 2 SIMILE ...

4 2 1 3 1 2 DA LAPPO

Dedicated to Joakim Spogardh
Play with Fire
Etude for Marimba

Daniel Berg

$\text{♩} = 76$

mf *CRESCENDO* *POCO A POCO*

f *CRESCENDO*

f *CRESCENDO*

$(\text{♩} = \text{♩})$

RITARDANDO

ATEMPO

mp

CRESLENDO

f

12 8

12 8

RITARDANDO

3 4

3 4

ff

♩ = 60

3/4

mp

10

x 3

(b7 b9)

10

x 3

CRESCENDO ...

10

x 3

(b7 b9)

10

x 3

ALLELERANDO POCO A POCO ...

CRESCENDO POCO A POCO ...

12

x 3

12

8va

ALLELERANDO

1 2 4 3 SIMILE

f

FAST AS POSSIBLE

8va

1 2 4 3 REPEAT X TIMES

8va

7

sub p

CRESCENDO MOLTO

ff

(STOMPING WITH FOOT)